


# GUIDE TO: MOTORCYCLE HAND SIGNALS



**Left turn**  
Arm and hand extending left, palm facing down




**Right turn**  
Arm out, bent at 90° angle, fist clenched.



**Stop**  
Arm extended straight down, palm facing back.



**Speed Up**  
Arm extended straight out, palm facing up, swing upward.



**Slow Down**  
Arm extended straight out, palm facing down, swing down to your side.



**Single File**  
Arm and index finger extended straight up.



**You Lead/Come**  
Arm extended upward 45°, palm forward pointing with index finger, swing in arc from back to front.




**Hazard in Roadway**  
On the left, point with left hand, on the right, point with right foot.



**Pull Off**  
Arm positioned as for right turn, forearm swung toward shoulder.



**Cops Ahead**  
Tap on top of helmet with open palm down.



**Fuel**  
Arm out to side pointing to tank with finger extended.



**COP RIGHT FREAKIN' THERE!**  
Furiously tapping top of helmet.